




M C L A N E M F G

stainless process systems & integration



Mezzanines

Custom work structures to connect people and equipment. Our team will design around existing equipment and facilities layout to build a mezzanine tailor made to your space. We can incorporate your process and batch equipment into the support system. We commonly accommodate the following types of equipment: Scales / Weighers, Vibratory Feeders, Linear motion / Fastback conveyors, bucket elevators, magnetic separators, metal detectors/ x-ray.

DECKING OPTIONS:

- Diamond Plate
- Anti-Slip HDPE Composite Decking
- Fabricated Tread Plate
- Sealed washdown*

*Requires Sloped Mezzanine
*Can require site welding

SURFACE FINISHES:

- Grained
- Glass Bead Blasted
- Mill Finish
- Pickled / Passivated
- Electropolished*

*Size Limitations apply

ADDITIONAL OPTIONS:

- Kick Plate
- Floor Drains
- Gutter System
- Conduit / Piping Routing System
- Removable Railing



Services


State of the art fabrication at your fingertips. We use the latest in computer driven manufacturing technology to drive cost down and quality up. Wide selection of materials in stock for quick turn around.

Send your drawings to Colin@mclane-mfg.com for a free quote.



CAD DESIGN & SYSTEM LAYOUT

We design your solution. From component level 3D modeling to equipment and process system layout. Full service CAD. Our team can take your idea from a napkin sketch, to turn key equipment. Our engineering team works closely with the manufacturing group to ensure the design direction is aligned with the manufacturing capabilities, while continuing to push the technology forward. A design for manufacture approach keeps us at the forefront of the industry.




STAINLESS STEEL WELDING & FABRICATION

- Advanced Pulsed Welding Technology
- Production Fixturing and Design
- Pre and Post Machining available




SITE WELDING & INSTALLATION

- Equipment Layout
- Anchoring
- On Site Fabrication



WATERJET CUTTING

- Omax 60120 abrasive waterjet
- 60" x 120" Sheet Capacity
- Material up to 8" thick
- Advanced Fixturing
- Multi Operations



PLASMA CUTTING

- LINCOLN Torchmate 4800 CNC plasma
- 48" x 96" Sheet Capacity
- Material up to 1" thick
- Economical processing solution



Bulk Bag Unloader

The most Sanitary FIBC unloading system on the market today. Washdown design eliminates material build up and facilitates easy cleaning. Standardized design and modular component integration for short lead times. SS304 / SS316L systems available.

Integration with any type of Product Conveyance:

Chain and Tube Conveyors

Dosing Valves

Vibratory Feeders

Linear Shakers

Belt Conveyors

Pneumatic Conveyors

FIBC to FIBC transfer

Flexible rate, up to 10 tons per hour per station*

Product Conveyance

We work with leading material handling OEMs to incorporate their systems into your process. We specialize in connecting process equipment to material handling equipment. We can design, build, and integrate all required components to make this transition seamless.

Hoppers

- Infeed
- Accumulation
- Collection

Support Structures

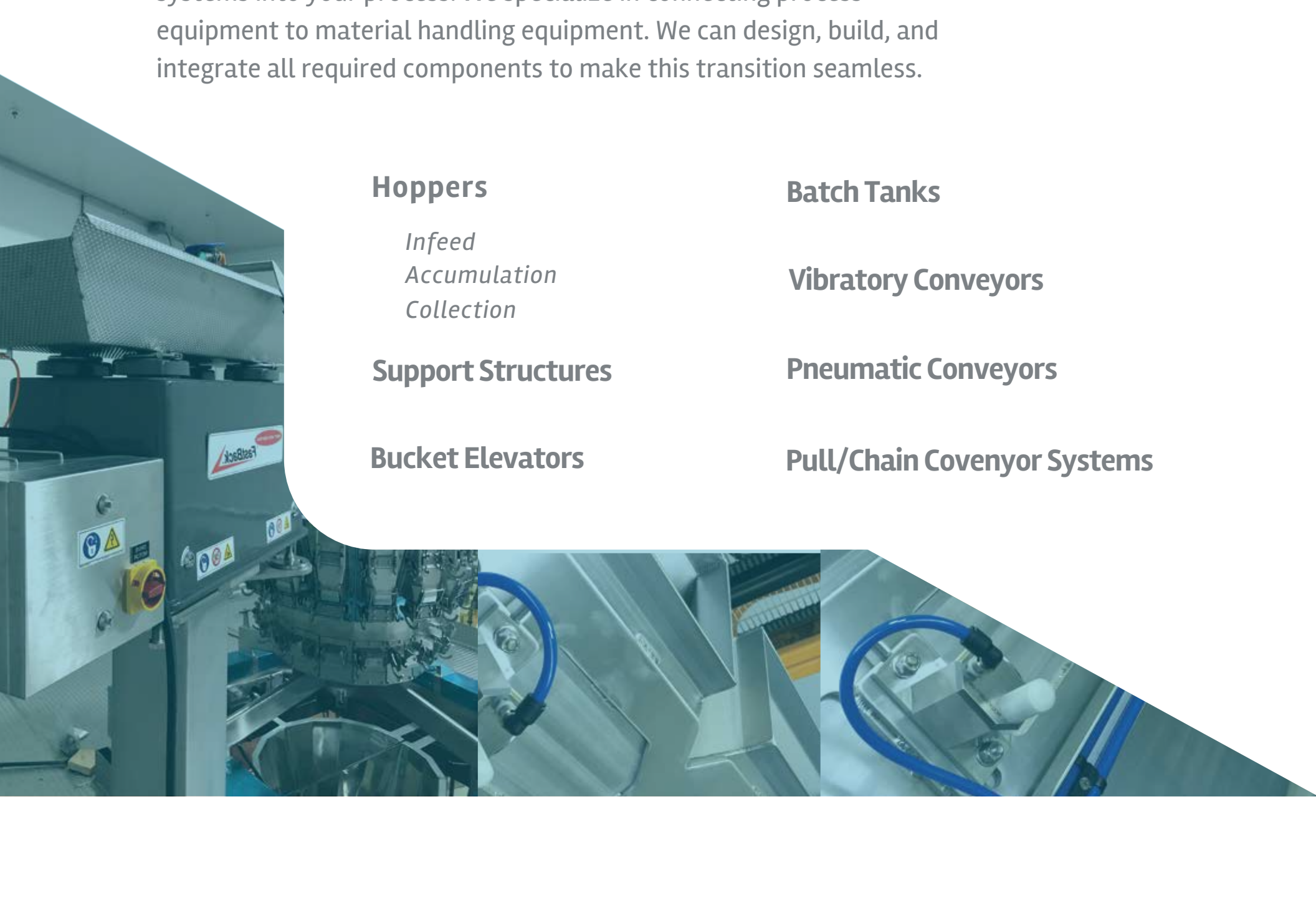
Bucket Elevators

Batch Tanks

Vibratory Conveyors

Pneumatic Conveyors

Pull/Chain Conveyer Systems



Contact

www.mclane-mfg.com

sales@mclane-mfg.com



Physical Address :
12602 NE 178th St SE
Woodinville, Wa, 98072